


Item number: 1451627

## Instruction manual

# LED transformer McShine

electronic, IP67, 1-36 W,  
On 85~264 V, Off 12 V, waterproof

NE

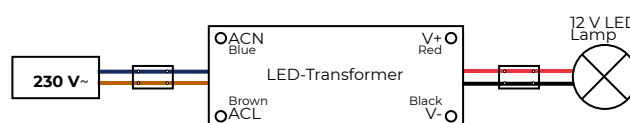


### TECHNICAL DETAILS

Input voltage:	85 – 264 V / AC 120 – 370 DC
Output voltage:	12 V / DC
Output current:	3 A
Power:	36 W
Width:	182 mm
Height:	30 mm
Depth:	20 mm
Weight:	0,22 kg
Operating range:	1 – 36 W
Overvoltage protection:	Yes
Short-circuit protection:	Yes
Dimmable:	No
Protection class:	IP67

### INSTALLATION

- Turn off the circuit breaker for the area where you intend to install the transformer.
- Use the attached diagram for installation.
- Connect the output side with the black and red wires to the 12 V LED.
- Connect the AC voltage of 230 V or a DC voltage of 120 V to 370 V to the input of the transformer.
- Use screw or plug terminals for the connections.



## SAFETY INSTRUCTIONS

- Before commissioning, check the device for damage. If this is the case, please do not put the device into operation.
- Please note: If you make any technical modifications to the device, the guarantee of the device will expire immediately.
- Keep the operating instructions of the device.
- Turn off the circuit breaker for the area before installation.
- When working with 230 V, please strictly adhere to safety regulations.
- Do not short-circuit the connections and circuits.
- Installation should only be carried out by qualified personnel.
- Keep the user manual of the device.
- Please do not look directly into the light source in order to avoid injury to the eye.
- Do not drop the device. It could be damaged if it hits a hard surface.
- Do not carelessly leave the packaging material lying around, Plastic foils/ bags, polystyrene parts, etc., could become a dangerous toy for children.
- The device does not belong in children's hands, it is not a child's toy!

## INTENDED USE

- The product is suitable for use with LED lamps that require a constant DC voltage of 12 V.
- The product must only be used for its intended purpose, as per this user manual!

## DISPOSAL INSTRUCTIONS

By separating materials, recycling and disposing of old equipment in this way, you are making an important contribution to protecting our environment.

Packaging can be returned to appropriate collection points for free.


### WEEE disposal note

According to the European WEEE Directive, electrical and electronic WEEE Directive, electrical and electronic equipment must not be disposed of with household waste. Their components must be recycled or disposed of separately, because toxic and hazardous components can cause lasting damage to health and the environment if disposed of improperly.

As a consumer, you are obliged under the Electrical and Electronic Equipment Act (ElektroG) to return electrical and electronic equipment free of charge at the end of its service life to the manufacturer, the point of sale or to public collection points set up for this purpose.

Details are regulated by the respective state law.

The symbol of the wheeled garbage can on the product, the operating instructions and/or the packaging refers to these regulations.



- DE:** Eine mehrsprachige Version dieser Anleitung und die Konformitätserklärung finden Sie unter folgendem Link:
- EN:** A multilingual version of this manual and the Declaration of Conformity can be found at the following link:
- FR:** Vous trouverez une version multilingue de ce manuel et la déclaration de conformité sur le lien suivant:
- ES:** Encontrará una versión multilingüe de estas instrucciones y de la declaración de conformidad en el siguiente enlace:

<http://ettgroup.de/product/1451627>