

Item number: 1453352

Instruction manual

Spotlight EINLICHT

„MASTA“

for track system, GU10, ØxL 54x100 mm, white

ZE



DISPOSAL INSTRUCTIONS

By separating materials, recycling and disposing of old equipment in this way, you are making an important contribution to protecting our environment. Packaging can be returned to appropriate collection points for free.

WEEE disposal note

According to the European WEEE Directive, electrical and electronic WEEE Directive, electrical and electronic equipment must not be disposed of with household waste. Their components must be recycled or disposed of separately, because toxic and hazardous components can cause lasting damage to health and the environment if disposed of improperly.

As a consumer, you are obliged under the Electrical and Electronic Equipment Act (ElektroG) to return electrical and electronic equipment free of charge at the end of its service life to the manufacturer, the point of sale or to public collection points set up for this purpose.

Details are regulated by the respective state law.

The symbol of the wheeled garbage can on the product, the operating instructions and/or the packaging refers to these regulations.

SAFETY INSTRUCTIONS

- Before putting the device into operation, check for damages. If this is the case, please do not operate the device.
- Note that any technical modifications to the device will immediately void its approval!
- Keep the user manual for the device.
- Avoid looking directly into the light source to prevent eye injury.
- Do not drop the device; it could be damaged upon impact with a hard surface.
- Avoid installing the device in locations with significant temperature differences or high humidity.
- Do not leave the packaging materials lying around; plastic films/bags, Styrofoam parts, etc., could become dangerous toys for children.
- Keep the device out of the reach of children; it is not a toy!

TECHNISCHE DETAILS

Rated voltage:	250 V
Socket typ:	GU10
Power:	max. 10 W for LEDs max. 35 W for halogen
Mounting type:	3-phase track
Supplied without light source	

INTENDED USE

- The product is suitable for indoor use.
- The product should only be used for its intended purpose as specified in this user manual.
- The product is only intended for use with rail systems.

INSTALLATION

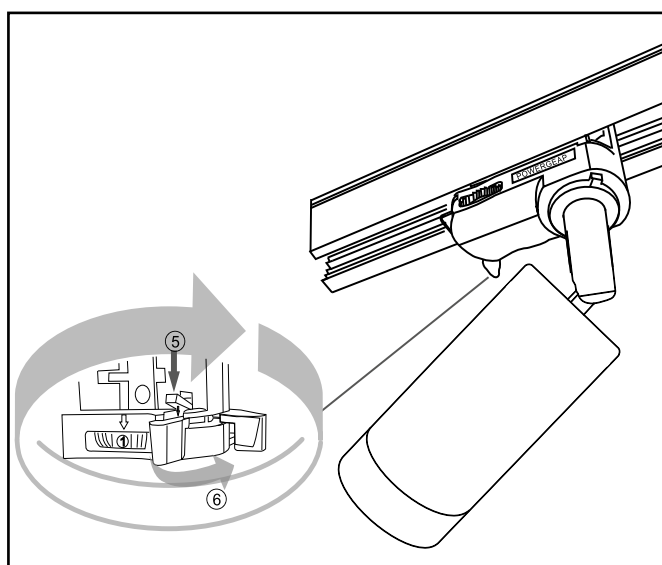
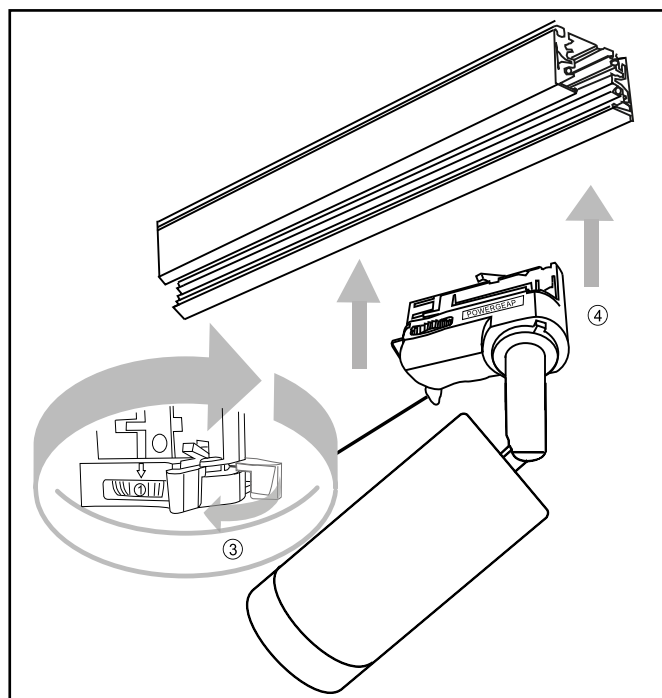
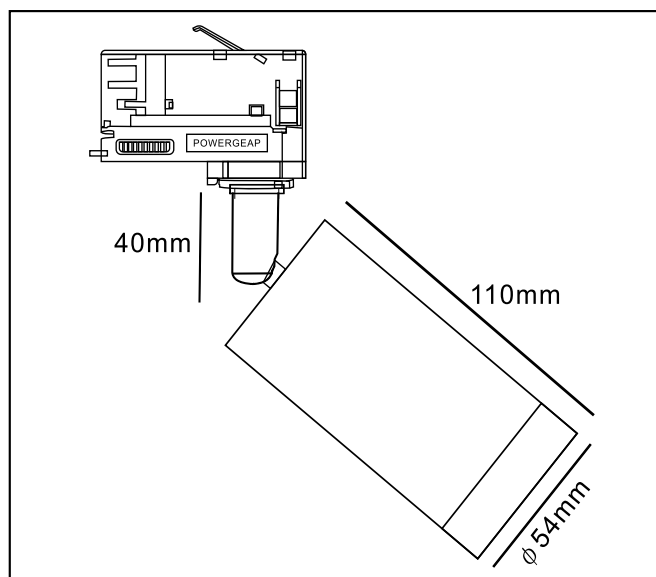
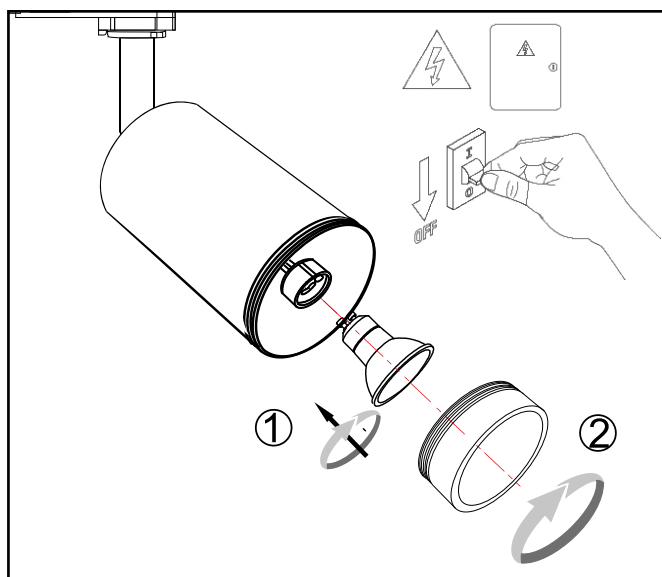
Preparation:

- Turn off the fuse for the rail system.
- Check for voltage absence with a suitable measuring device.
- Carefully unscrew the trim ring at the front of the luminaire.

- Step 1** Insert the GU10 light bulb.
- Step 2** Screw the trim ring onto the luminaire.
- Step 3** Release the lever for the rail system.
- Step 4** Insert the luminaire into the rail system.
- Step 5** The safety lever is released automatically when inserted into the rail.
- Step 6** Tighten the lever from Step 3 until it clicks. Turn the fuse back on and check the functionality.

Item number: 1453352

EN



DE: Eine mehrsprachige Version dieser Anleitung und die Konformitätserklärung finden Sie unter folgendem Link:

EN: A multilingual version of this manual and the Declaration of Conformity can be found at the following link:

FR: Vous trouverez une version multilingue de ce manuel et la déclaration de conformité sur le lien suivant:

ES: Encontrará una versión multilingüe de estas instrucciones y de la declaración de conformidad en el siguiente enlace:

<http://ettgroup.de/product/1453352>