

Item number: 1453595

Instruction manual

LED table lamp

ROLF KERN „Club Nano“

21 cm, basalt grey, battery, touchdimnable

NE



TECHNICAL DATA

Operating voltage:	5 V DC
Light color:	warmwhite
Color temperature:	2700 K
Absorbed power:	1,2 W
Lifetime:	10000 h
Illumination technology:	LED
Energy efficiency class:	This product contains a light source of Energy efficiency class G
Outer diameter:	6 cm
Height:	21 cm
Charging time:	3 – 5 h
Discharging time:	10 h
Capacity:	2000 mAh (Li-Ion)
Dimmable:	yes

SAFETY INSTRUCTIONS

- Before commissioning, check the device for damage. If this is the case, please do not put the device into operation.
- Please note that technical modifications to the device the approval of the device expires immediately!
- Keep the operating instructions of the device.
- Please do not look directly into the light source in order to avoid injury to the eye.
- Do not drop the device. It could be damaged if it hits a hard surface.
- Avoid installing the unit in places with high temperature differences or high humidity.
- Do not carelessly leave the packaging material lying around, Plastic foils/ bags, polystyrene parts, etc., could become a dangerous toy for children.
- The device does not belong in children's hands, it is not a child's toy!

Safety instructions Batteries

- Do not attempt to revive batteries/accumulators by heating or similar means.
- Do not immerse batteries/accumulators in water and store them in a dry, cool place, not a humid one.
- Do not throw batteries/accumulators into fire, open, weld, or solder them yourself.
- Do not short-circuit batteries/accumulators.

GENERAL NOTES

- Use only original parts supplied
- The product has no replaceable parts.
- Do not attempt to open or repair the product.

INTENDED USE

- The product is splash-proof, IP54 and suitable for outdoor use.
- The product may only be used for the intended purpose, in accordance with these operating instructions!
- The USB port is only suitable for charging the lamp.

CARE INSTRUCTIONS

- Do not use damaged cables. New cables must have the same characteristics as the original.
- Do not connect to power when cleaning the lamp.
- Clean only with a soft cloth and neutral detergent. Avoid using alcohol or cleaning agents containing acetone, sulfur, beryllium, ammonia or other solvents.
- Avoid mechanical pressure and heavy contamination.
- The replacement of the lamp can only be provided by the manufacturer.

DISPOSAL INSTRUCTIONS

By separating materials, recycling and disposing of old equipment in this way, you are making an important contribution to protecting our environment. Packaging can be returned to appropriate collection points for free.

WEEE disposal note

According to the European WEEE Directive, electrical and electronic WEEE Directive, electrical and electronic equipment must not be disposed of with household waste. Their components must be recycled or disposed of separately, because toxic and hazardous components can cause lasting damage to health and the environment if disposed of improperly.

As a consumer, you are obliged under the Electrical and Electronic Equipment Act (ElektroG) to return electrical and electronic equipment free of charge at the end of its service life to the manufacturer, the point of sale or to public collection points set up for this purpose.

Details are regulated by the respective state law.

The symbol of the wheeled garbage can on the product, the operating instructions and/or the packaging refers to these regulations.

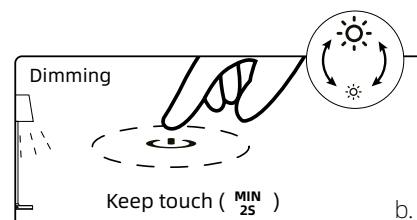
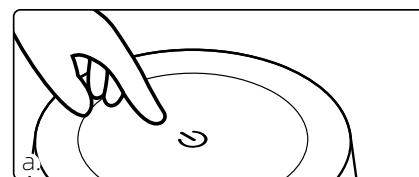
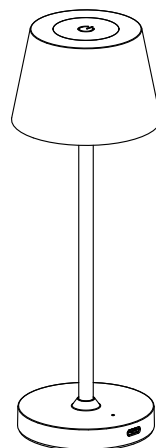
Battery disposal note

Batteries and rechargeable batteries must not be disposed of with household waste. Every consumer is required by law to take all batteries and rechargeable batteries, whether they contain harmful substances or not, to a collection point in his or her community/district or to a retailer so that they can be disposed of in an environmentally friendly manner. Please return batteries and rechargeable batteries only when discharged.

Item number: 1453595

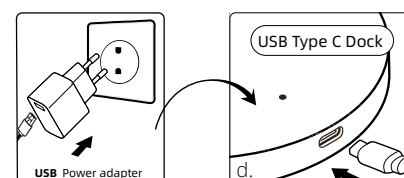
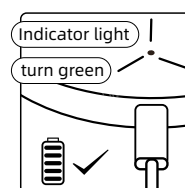
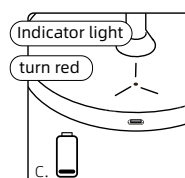
OPERATION

- Touch the power switch on the lampshade to turn the lamp on or off (a.)
- Touching the power switch for a longer time will dim the lamp (b.)
- It is suitable for outdoor use with IP54 protection.
- Place the unit on a level, solid surface and do not tilt it.
- When the battery level is low, the indicator light starts to glow red (c.). Please connect the lamp to the charger.



CHARGING THE BATTERY

- Plug the USB cable with a suitable power adapter (not included) into a power outlet and insert the USB-C plug into the charging socket on the lamp base (d.).
- The red light confirms charging, the green light indicates charging is complete.
- We recommend charging the battery fully the first 10 times and letting it discharge completely to ensure the best condition of the battery.
- When the battery is empty, recharge as soon as possible.
- The battery life will be shortened if left discharged for a long time.



SCOPE OF DELIVERY

Check the scope of delivery for completeness and perfect condition.

In case of missing parts or damage:

- Do not assemble the device!
- Do not put the device into operation!
- Complain to the supplier.

The scope of delivery consists of:

- Product
- Instruction manual
- Accessories (USB cable type C)



- DE:** Eine mehrsprachige Version dieser Anleitung und die Konformitätserklärung finden Sie unter folgendem Link:
- EN:** A multilingual version of this manual and the Declaration of Conformity can be found at the following link:
- FR:** Vous trouverez une version multilingue de ce manuel et la déclaration de conformité sur le lien suivant:
- ES:** Encontrará una versión multilingüe de estas instrucciones y de la declaración de conformidad en el siguiente enlace:

<http://ettgroup.de/product/1453595>